

DB Dolly Gate 1m50/3m00



Dutch Barrier's Dolly Gate 1m50/3m00 is purpose-built for the storage and transport of 1m50 and 3m00 Gates, including hinges and posts. It features a removable side panel for quick, unobstructed access and rolling compartments that let each section glide smoothly in and out. This design makes loading and unloading fast, safe, and highly efficient on site and in transport.

- a state of the art aluminium barrier system, built for fast setup and optimised crowd control solutions -

Dutch Barrier's founders and partners saw an opportunity to start afresh with an entirely new stage barrier design, preserving the best and improving the rest.

Why. We believe in quality, safety, and creating an unforgettable experience.

How. By leveraging the original creator's combined experience to reinvent the best barrier system to date from the ground up.

What. Dutch Barrier® is a high-end, lightweight aluminium barrier system offering an innovative combination of straights, special sections, and storage solutions, available to rent or buy.

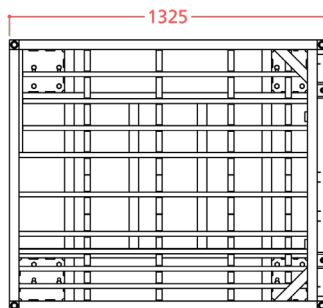
Oh, and there's one more thing...

We are a state-of-the-art engineering company where customer support is an integral part of the mission instead of an online promise.

More information: info@dutchbarrier.nl
Rental & Sales: info@duchtbarrier.services

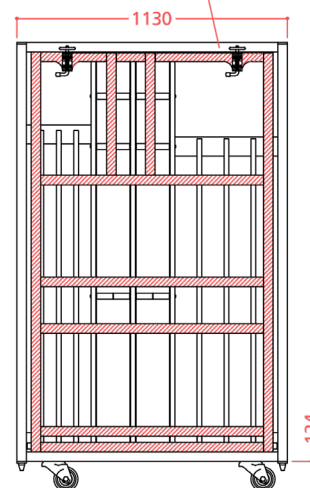
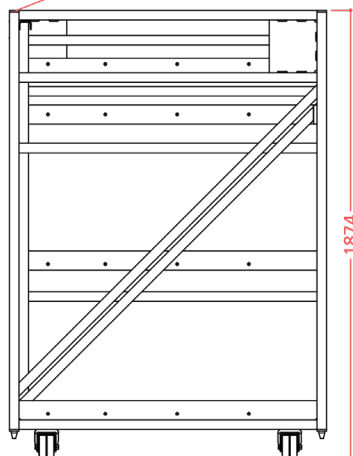
Technical Specs

- Identical footprint ensures seamless stacking and full mix-and-match transport compatibility across all Dutch Barrier dollies
- Capacity: four complete 1m50 Gates or two complete 3m00 Mega Exits
- Weight 263,8kg



DRIVE SLOWLY ON EVEN GROUND
 PROCEED WITH EXTRA CAUTION
 ON UNEVEN SURFACES

REMOVABLE SIDE PANEL



- a safe show for every row -