

DB Dolly LUG



Dutch Barrier's Dolly LUG is designed for efficient storage and transport of LUG sections, with four internal passages for secure positioning. Each set can hold either three full and two half sections, or four full sections. Its angled upper compartment ensures parts roll smoothly into place without falling out, while the removable access gate allows quick loading and unloading for fast, organised handling on site.

- a state of the art aluminium barrier system, built for fast setup and optimised crowd control solutions -

Dutch Barrier's founders and partners saw an opportunity to start afresh with an entirely new stage barrier design, preserving the best and improving the rest.

Why. We believe in quality, safety, and creating an unforgettable experience.

How. By leveraging the original creator's combined experience to reinvent the best barrier system to date from the ground up.

What. Dutch Barrier® is a high-end, lightweight aluminium barrier system offering an innovative combination of straights, special sections, and storage solutions, available to rent or buy.

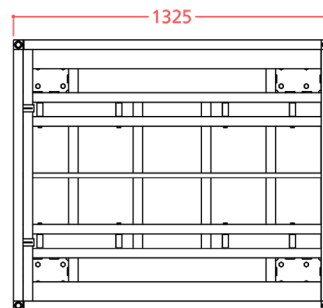
Oh, and there's one more thing...

We are a state-of-the-art engineering company where customer support is an integral part of the mission instead of an online promise.

More information: info@dutchbarrier.nl
Rental & Sales: info@duchtbarrier.services

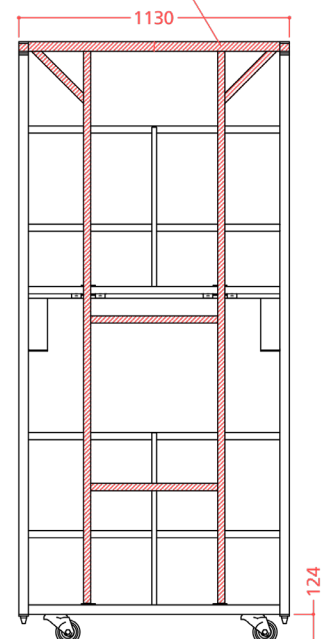
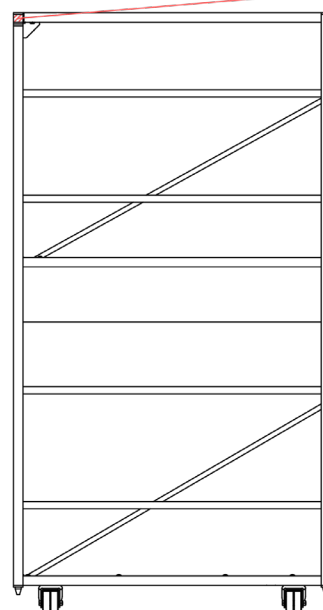
Technical Specs

- Identical footprint ensures seamless stacking and full mix-and-match transport compatibility across all Dutch Barrier dollies
- Heavy-duty double casters that rotate independently for smoother turning
- Weight 176.6kg



DRIVE SLOWLY ON EVEN GROUND
 PROCEED WITH EXTRA CAUTION
 ON UNEVEN SURFACES

REMOVABLE SIDE PANEL



- a safe show for every row -