

DB Gate 3m00 (set)

Dutch Barrier's Gate 3m00 (set) is the most intricate of gates. It opens from the centre. Its locking system, integrated with ball bearings in the treadplates, ensures staff can unlock it even under pressure. Once set up, staff may remove the treadplates to allow vehicle passage. It's a multi-purpose utility gate which can double as an emergency exit at a suitable location.

- a state of the art aluminium barrier system, built for fast setup and optimised crowd control solutions -

About

Dutch Barrier's founders and partners boast over 50 years of experience in high-end manufacturing, layout design, and crowd control solutions. We saw an opportunity to start afresh with an entirely new stage barrier design, preserving the best features and improving upon them where possible.

Why

We believe in quality, safety, and creating an unforgettable experience. The safer an audience is, the more comfortable it will feel at your event.

How

We achieve quality and safety by leveraging 50-plus years of combined original creators' experience to reinvent the to date world's best barrier system from the ground up, making it accessible to anyone who might be in the market for such a system, either to rent or to buy.

What


Dutch Barrier® is a state-of-the-art lightweight aluminium barrier system offering an innovative combination of straights, special sections and storage solutions. Create ingenious crowd control solutions, enjoy quick setups and enhanced handling, and benefit from an equal footprint for every dolly during transport or storage.

Oh, and there's one more thing...

Dutch Barrier® is not just a brand. It's a state-of-the-art engineering company where customer support is an integral part of the mission rather than being hidden behind the impersonality of an online promise.

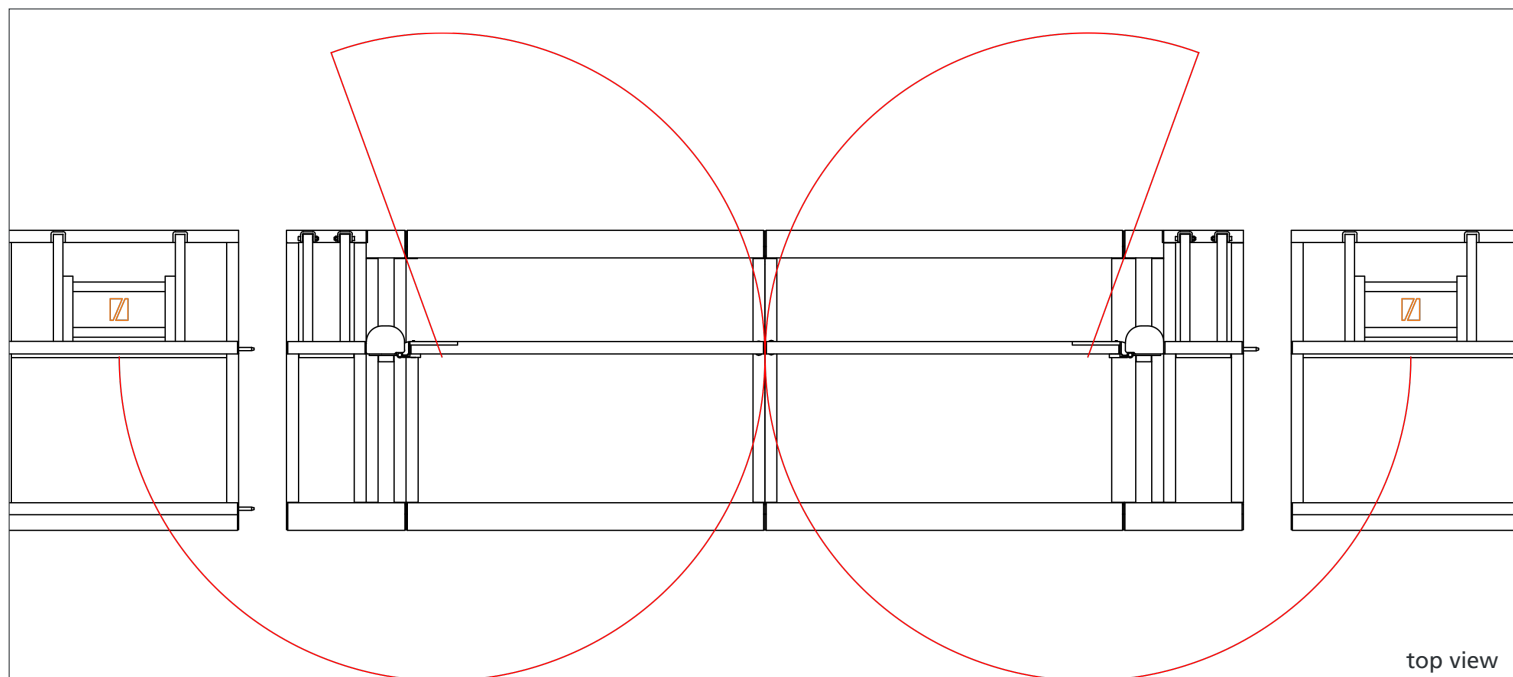
More information: info@dutchbarrier.nl

Rental & Sales: info@duchtbarrier.services



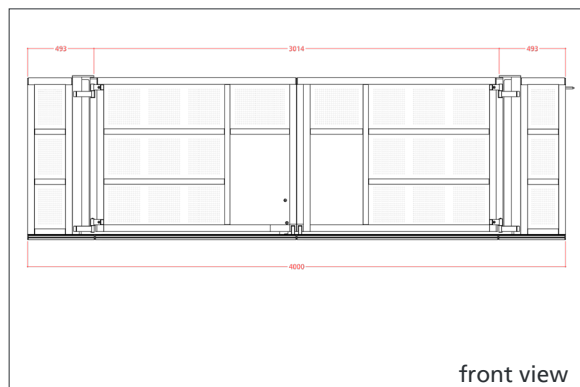
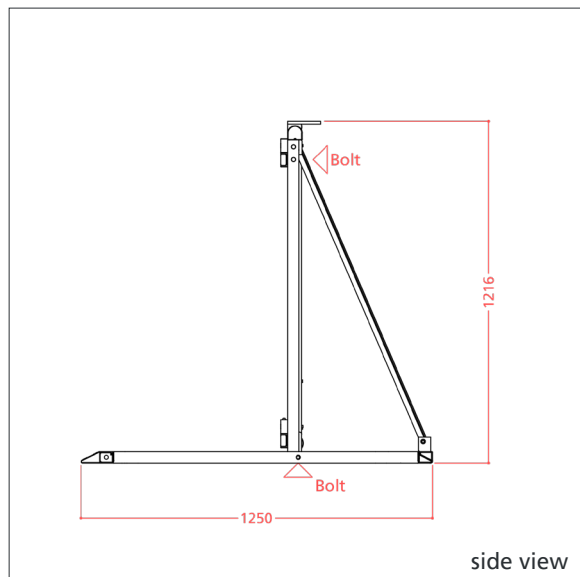
- a safe show for every row -

DB Gate 3m00 (set)



Among the most intricate of gates, the Dutch Barrier's 3m00 gate set consists of two doors and two customized half-straight sections, opening from the centre towards both left and right sides. With both doors swinging inward and outward, they can function as utility gates or blow-out gates, ensuring high-volume egress following a show or event.

- a state of the art aluminium barrier system, built for fast setup and optimised crowd control solutions -



Technical Specs

- Two full aluminium treadplates, sloped in front and back, two aluminium uprights, two welded galvanized steel (swing) gate adapters, and two customized straight half sections
- A total passageway of 3014mm
- One set measures 4000mm wide, 1250mm deep and 1216mm high
- A rounded top rail and welded end caps for the audience's comfort & and safety
- The uprights are suspended from two hinges on steel adapters
- Slots in treadplates provide access to treadplate mounting holes
- The treadplate interconnects at the bottom on either side by two standard standard Dutch Barrier bolts
- Also available with black upright
- Weights: Door right 31,2kg, Door left 32,6kg, Floor right 30,6kg, Floor Left 34,6kg, custom half meter straight 24,4kg
- Stored and travel per 2 complete sets in a bespoke stainless steel dolly DB Dolly 1m50/3m00 Gate
- Use in high crowd pressure areas: ●●●○ 3/5

- a safe show for every row -