


DB Swing Gate 2m50 Left & Right

Dutch Barrier's Swing Gates come in left and right versions. This Right (Displayed here) version opens to the right. Swing Gates are meant for emergency exits in low-pressure areas. There's no treadplate or lock, and they roll on wheels and, therefore, should always be manned by security personnel. One uses them in single or left-right configurations.

- a state of the art aluminium barrier system, built for fast setup and optimised crowd control solutions -

About

Dutch Barrier's founders and partners boast over 50 years of experience in high-end manufacturing, layout design, and crowd control solutions. We saw an opportunity to start afresh with an entirely new stage barrier design, preserving the best features and improving upon them where possible.

Why

We believe in quality, safety, and creating an unforgettable experience. The safer an audience is, the more comfortable it will feel at your event.

How

We achieve quality and safety by leveraging 50-plus years of combined original creators' experience to reinvent the to date world's best barrier system from the ground up, making it accessible to anyone who might be in the market for such a system, either to rent or to buy.

What



Dutch Barrier® is a state-of-the-art lightweight aluminium barrier system offering an innovative combination of straights, special sections and storage solutions. Create ingenious crowd control solutions, enjoy quick setups and enhanced handling, and benefit from an equal footprint for every dolly during transport or storage.

Oh, and there's one more thing...

Dutch Barrier® is not just a brand. It's a state-of-the-art engineering company where customer support is an integral part of the mission rather than being hidden behind the impersonality of an online promise.

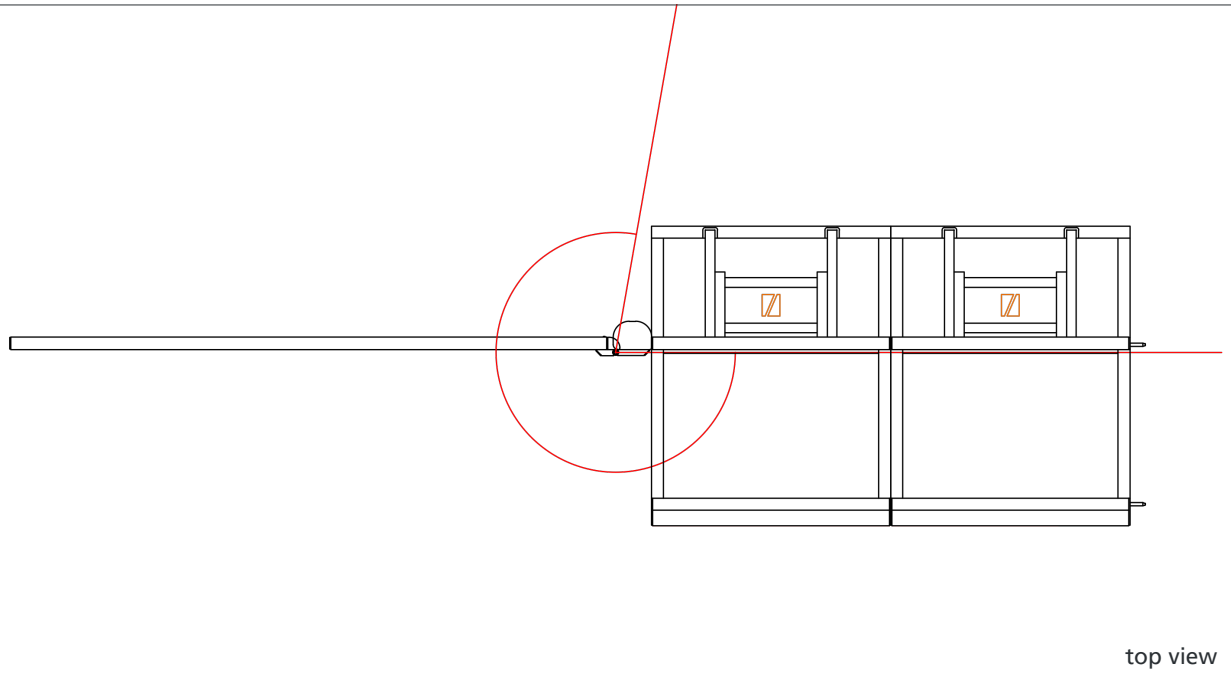
More information: info@dutchbarrier.nl

Rental & Sales: info@duchtbarrier.services



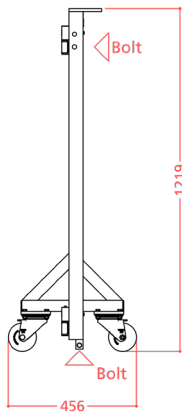
- a safe show for every row -

DB Swing Gate 2m50 Left & Right

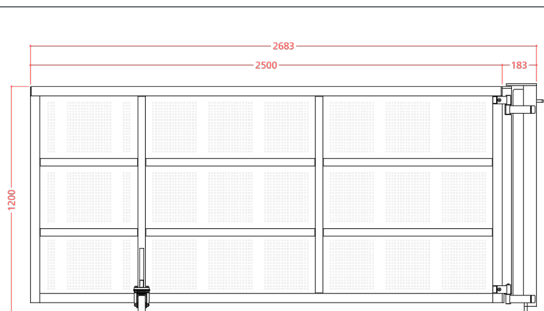


In the experience with any event location's emergency exit needs and rules, Dutch Barrier concluded that swing gates cannot be a standard measurement. Swing Gates can be tailor-made to the customer's needs. Our engineers are happy to advise and will deal with any particular need you may have to meet safety requirements.

- a state of the art aluminium barrier system, built for fast setup and optimised crowd control solutions -



side view



front view

Technical Specs

- An aluminium upright, and a welded galvanized steel (swing) gate adapter
- A total passageway of 2500mm
- One set measures 2683mm wide, 456mm deep and 1219mm high
- A rounded top rail and welded end caps for the audience's comfort & and safety
- The upright is suspended to the steel adapter by a steel hinge pin
- The hinge interconnects at the bottom on either side by two standard Dutch Barrier bolts
- Also available in black
- Weight 46,0kg
- Use in high crowd pressure areas: ●○○○○ 1/5

- a safe show for every row -